

12' x 20' x 8' House Style Instant Garage

Protect Your Investments from Inclement Weather & Sun Damage

Rhino Shelter Instant Garages provide the best in instant, portable protection for any purpose. Typical uses include vehicle protection and storage equipment/material storage. The house style unit quickly sheds moisture, rain, or snow for maximum protection of the interior contents. The pre-drilled frame is easily assembled with minimal hand tools. Unlike other products, no drilling or field cutting is required. All frame components are made from galvanized steel.

Main cover and doors are made from long life UV Resistant, Fire Retardant Poly with woven backing. CPAI-84 rated. All fabric components feature heat-welded seam construction. Unit features double zipper doors on **BOTH ENDS** allow drive-through capability, and good ventilation. Each door contains a pocket for a rigid pole and grommets for securing them up during use. Each unit comes equipped with earth anchors and 36" drive rod.

Exclusive Features

- Heavy-Duty Galvanized Finish on All Steel Frame Components
- Two (2) Double Zipper Doors Standard
- Wind Brace Support on each Side
- Complete Anchoring System Included
- 10oz, CPAI-84 Polyethylene Fabric Backed Cover and Doors
- All Pre-Drilled, Easy Bolt Together Assembly

Nominal Size	12' Wide x 20' Long x 8' High
Arches	Six (6) on 48" spacing 1-5/8" diameter frame members
Standard End Door Size	10' Wide x 6' High at edge double zipper door each end
Colors	Exterior - green, grey, tan Interior - bright white

Main Cover	UV protected 24 mil, fabric backed poly. 10 oz weight
Fire Retardant Standard	Main cover and doors meet CPAI-84 Section 5
Anchors Door Size	Six (6) 36" Anchors with U-bolts & drive rod
Shipping Weight	290 lbs. in two (2) boxes shipped via motor freight



MDMshelters.com
RhinoShelters.com



HOUSE STYLE INSTANT GARAGE 12'x20'x8'

www.RhinoShelters.com



Consumer friendly packaging - Easy to handle 2 box shipment




All frame members are long life galvanized steel



Structural wind brace on each side



Heavy-Duty Cover lacing



Pre-Drilled, Bolt together frame



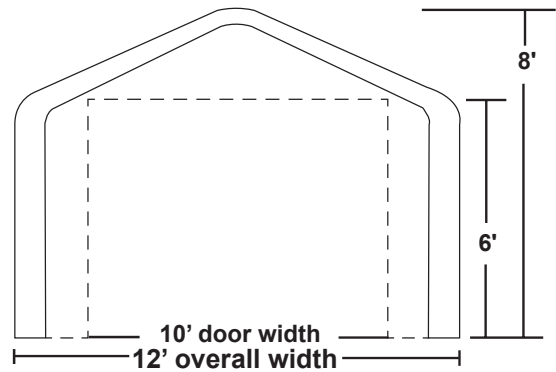
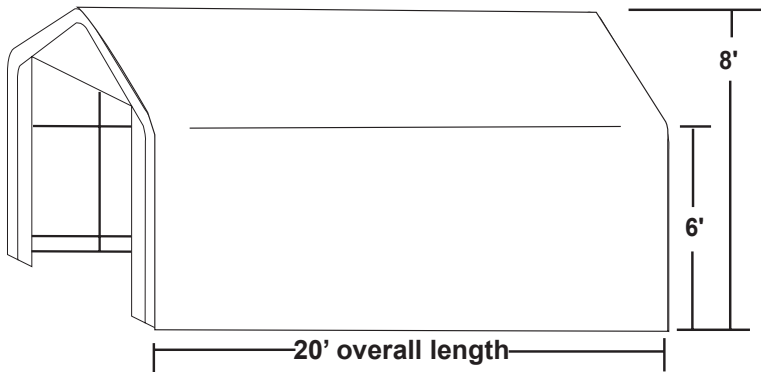
Door Hold-Up Bungee Cords



Withstands winter weather



Heavy-Duty Anchors



More Fine Products from *Rhino Shelter™*



One Car Garages



SUV/Boat Garages



Large Buildings



Two Car Garages

Car & Cycle Pockets



Party Tents 14' - 32' long



www.RhinoShelters.com

Spec1House
06/07