



8' x 8' x 8' Instant Storage Shed

Protect Your Investments from Inclement Weather & Sun Damage

MDM Products Instant Garages provide the best in instant, portable protection for any purpose. Typical uses include lawn equipment/material storage. The house style unit quickly sheds moisture, rain, or snow for maximum protection of the interior contents. The pre-drilled frame is easily assembled with minimal hand tools. No drilling or field cutting of the frame is required. All frame components are made from galvanized steel. Main cover and doors are made from long life UV

Resistant, Fire Retardant Poly with woven backing. CPAI-84 rated. All fabric components feature heat-welded seam construction. Unit features double zipper doors on **BOTH ENDS** allow drive-through capability, and good ventilation. Each door contains a pocket for a rigid base pole and bungee cords for securing them up during use. Each unit comes equipped with earth anchors and 36" drive rod.

Exclusive Features

- Heavy-Duty Galvanized Finish on All Steel Frame Components
- Two(2) Double Zipper Doors
- Wind Brace Support on each Side
- Complete Anchoring System Included
- 10oz, CPAI-84 Polyethylene Fabric Backed Cover and Doors
- All Pre-Drilled, Easy Bolt Together Assembly

Nominal Size	8' Wide x 8' Long x 8' High
Arches	Three (3) on 48" spacing 1-5/8" diameter frame members
Standard End Door Size	7' wide x 6' high double zipper doors
Colors	Exterior - green, grey Interior - bright white

Main Cover	UV protected 22 mil, fabric backed poly. 8 oz weight
Fire Retardant Standard	Main cover and doors meet CPAI-84 Section 5
Anchors	Four (4) 36" Anchors with U-bolts & drive rod
Shipping Weight	132 lbs. in one (1) box shipped via motor freight



MDMshelters.com
RhinoShelters.com

105 Woodmont Road • Milford, CT 06460 USA • toll free 1-800-447-7079 • 203-877-7070 • fax 203-783-9531



INSTANT STORAGE SHED 8'x8'x8'

www.RhinoShelters.com



Consumer friendly packaging - Easy to handle 2 box shipment




All frame members are long life galvanized steel




Structural wind brace on each side



Heavy-Duty Cover lacing



Pre-Drilled, Bolt together frame



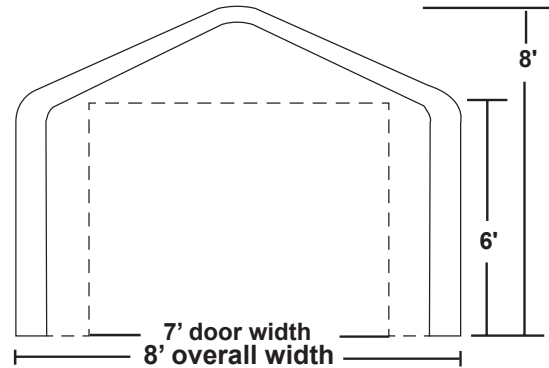
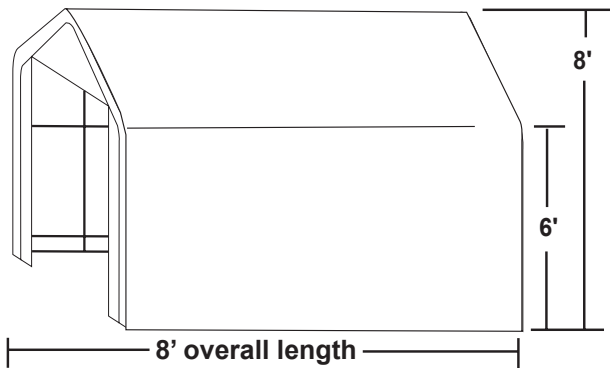
Door Hold-Up Bungee Cords



Withstands winter weather



Heavy-Duty Anchors



More Fine Products from *Rhino Shelter™*



One Car Garages



SUV/Boat Garages



Large Buildings



Two Car Garages

Car & Cycle Pockets



Party Tents 14' - 32' long



Spec1Shed
10/07



www.RhinoShelters.com